

**PRO<sup>3</sup>**  
Side Mount

# PRO<sup>3</sup> Side Mount Packaged Refrigeration System

Technical Guide

*Model PST*



# Table of Contents

Nomenclature.....2

Features & Benefits .....3

Performance, Capacities and Specifications.....4

Dimensions.....5-6

Replacement Parts by InterLink™ .....7



We have made a commitment to customer needs, innovation and environmental stewardship and have dedicated ourselves to delivering energy-efficient choices that reduce costs, improve bottom lines and enhance equipment performance and service life. Look for the Energy Solutions® logo to identify other products and options that can help you save money and energy.

NOMENCLATURE										
P	S	T	070	L	6	B	H			
PRODUCT LINE	DESIGN ORIENTATION	APPLICATION LOCATION	NOMINAL CAPACITY	TEMPERATURE RANGE	REFRIGERANT TYPE	VOLTAGE	MOTOR			
PRO <sup>3</sup> Packaged Refrigeration System	S Side Mount	T Outdoor	# BTUH x 100	H High/Medium Temp L Low Temp M Medium Temp w/ electric defrost	6 R-404A	B 208-230/1/60	H PSC motors E EC motors (evap only)			

## Features and Benefits

The PRO<sup>3</sup> packaged refrigeration systems combine evaporator and condensing unit into one unit — simplifying installation and reducing refrigerant charge — saving time, money and energy.

The latest addition to the PRO<sup>3</sup> family, the PRO<sup>3</sup> Side Mount is optimized for outdoor applications and is ideal for small- to medium-sized restaurant and convenience store applications where maximum airflow is essential for pulling down the temperature of foods or beverages. The Side Mount PRO<sup>3</sup> is also available with electric defrost medium temperature models, ensuring maximum performance in storage applications slightly above freezing.

For holding temperature with maximum space, see the PRO<sup>3</sup> Top Mount packaged refrigeration system (models PTN and PTT).

### Ease of Installation and Service

- **Installation takes a fraction of the time required for a split system:** refrigerant is pre-charged at factory, superheat adjustment is not required and unit slides into slots in standard walk-in panel (*see installation manual for more information*)
- **Designed for simple serviceability:** the condensing unit section's cabinet door can be quickly removed; in addition, the electrical box is located outside the cabinet for easy access
- **Flexible design allows for multiple installation methods:** Optimized for outdoor use, but can be used indoors as well (with drain connection)
- Lifting lugs and hanging brackets in evaporating section allow for easy installation

### Ease of Use

- System is factory-assembled, evacuated, charged, run-tested and wired; no additional components required
- Controls preset for typical applications: +38° F for high temp. coolers, +35° F for medium temp. coolers, -10° F for freezers and are easy to adjust

### Performance

- Maximized airflow: evaporator placement in walk-in box with pull-through fans
  - Suitable for temperature pull-down and holding temperature
- Increased condenser capacity, by avoiding compressor heat
  - Improved tolerance in high-ambient conditions
- Electric defrost in medium temperature models, allowing for maximum performance in storage applications just above 32°F
- Fan-cycling for head pressure control
- Crankcase heater
- Drain line heater



### Reliable | Durable

- System is fully-assembled and quality-tested at the factory
- Electronic microprocessor control provides accurate temperature control
- Liquid-line filter drier
- Two-year parts warranty



### Environmentally Friendly

- **Energy Solutions® energy-efficient motors from InterLink™ Commercial Refrigeration Parts:**
  - PSC motors standard in both condensing unit and evaporator section
  - EC motors optional, but may be required in some states (evaporator section only)
- **Reduced refrigerant charge:** the PRO<sup>3</sup> Side Mount packaged refrigeration system uses approximately 10 percent\* of refrigerant required for a comparable split system

\*Results may vary. Estimate based on a typical 100-foot refrigerant line length.

# Performance, Capacities and Specifications

## Model PST High/Medium Temperature | Air Defrost | Cooler Application

Model	80° F Ambient		90° F Ambient		95° F Ambient		100° F Ambient		110° F Ambient	
	Box Temperature									
	35° F	38° F	35° F	38° F	35° F	38° F	35° F	38° F	35° F	38° F
PST070H6B*	7,066	7,414	6,860	7,198	6,641	6,968	6,442	6,759	5,678	5,957
PST090H6B*	9,196	9,644	8,928	9,363	8,643	9,064	8,383	8,792	7,389	7,749
PST131H6B*	13,244	13,946	12,859	13,540	12,448	13,107	12,074	12,714	10,643	11,207
PST147H6B*	14,982	15,702	14,545	15,245	14,081	14,758	13,658	14,315	12,039	12,618

## Model PST Medium Temperature | Electric Defrost | Cooler Application

Model	80° F Ambient		90° F Ambient		95° F Ambient		100° F Ambient		110° F Ambient	
	35° F Box Temperature									
PST066M6B*	7,066		6,860		6,641		6,442		5,678	
PST086M6B*	9,196		8,928		8,643		8,383		7,389	
PST124M6B*	13,244		12,859		12,448		12,074		10,643	
PST141M6B*	14,982		14,545		14,081		13,658		12,039	

## Model PST Low Temperature | Electric Defrost | Freezer Application

Model	80° F Ambient			90° F Ambient			95° F Ambient			100° F Ambient			110° F Ambient		
	Box Temperature														
	0° F	-10° F	-20° F	0° F	-10° F	-20° F	0° F	-10° F	-20° F	0° F	-10° F	-20° F	0° F	-10° F	-20° F
PST034L6B*	5,584	4,052	2,659	5,031	3,651	2,395	4,746	3,444	2,260	4,366	3,168	2,079	3,726	2,704	1,774
PST051L6B*	7,683	6,025	4,377	6,922	5,428	3,943	6,530	5,121	3,720	6,008	4,711	3,423	5,126	4,020	2,920
PST057L6B*	8,873	6,748	4,609	7,994	6,079	4,153	7,541	5,735	3,918	6,938	5,276	3,604	5,920	4,502	3,075
PST077L6B*	11,769	9,079	6,694	10,602	8,179	6,030	10,002	7,716	5,689	9,202	7,099	5,234	7,852	6,057	4,466

## Model PST Electrical Data | Specifications

Model	Voltage	MCA	MOPD	Evaporator CFM	Dimensions Figure <sup>1</sup>	Approximate Net Weight	
						lb.	kg
PST070H6B*	208-230/1/60	15.0	20.0	625	A	260	118
PST090H6B*	208-230/1/60	15.0	20.0	625	A	265	120
PST131H6B*	208-230/1/60	15.0	20.0	1,350	B	320	145
PST147H6B*	208-230/1/60	15.0	20.0	1,350	B	325	148
PST066M6B*	208-230/1/60	15.0	20.0	625	A	260	118
PST086M6B*	208-230/1/60	15.0	20.0	625	A	265	120
PST124M6B*	208-230/1/60	15.0	20.0	1,350	B	320	145
PST141M6B*	208-230/1/60	15.0	20.0	1,350	B	325	148
PST034L6B*	208-230/1/60	15.0	20.0	625	A	260	118
PST051L6B*	208-230/1/60	15.0	20.0	625	A	265	120
PST057L6B*	208-230/1/60	15.0	20.0	1,350	B	320	145
PST077L6B*	208-230/1/60	20.7	35.0	1,350	B	325	148

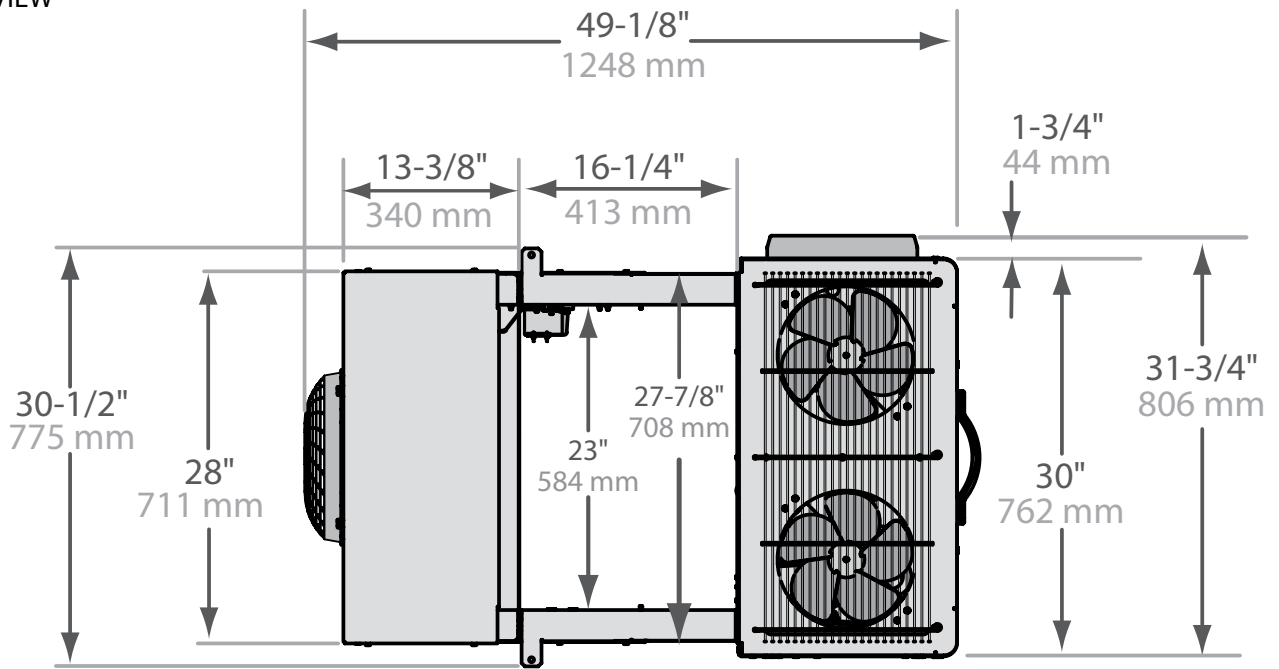
\* H for PSC, E for EC motor on evaporator section only.

<sup>1</sup> See dimensional diagrams, page 5 and 6.

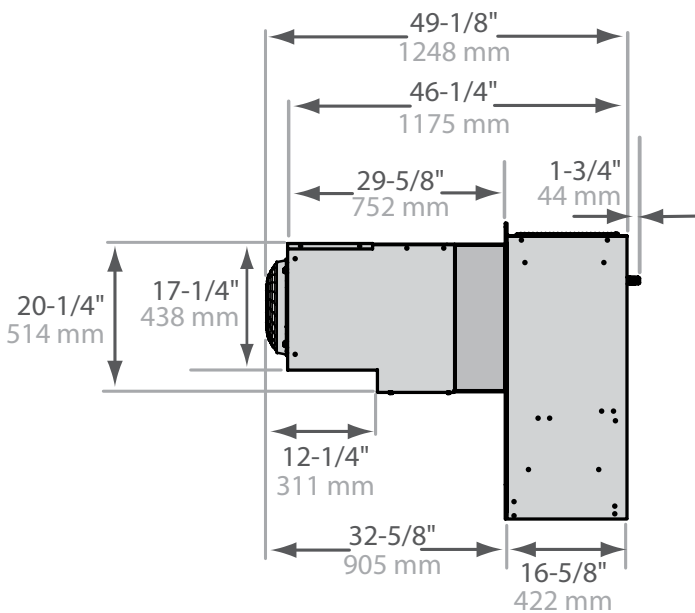
# Dimensions

Figure A Model PST | Small Cabinet

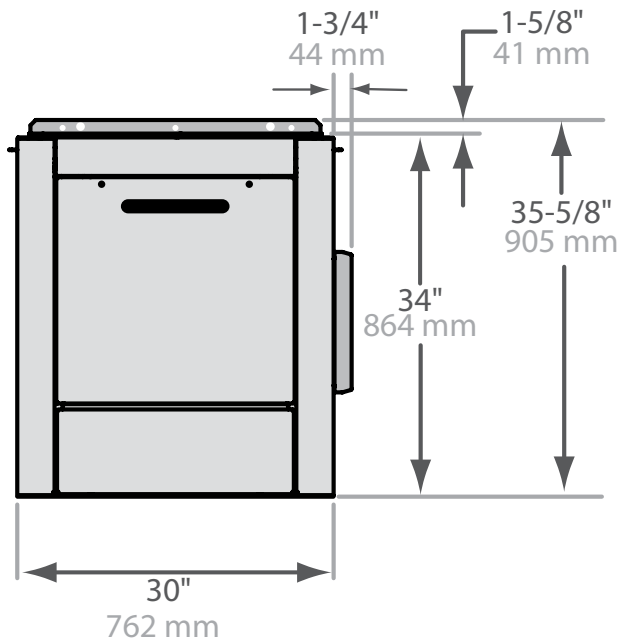
TOP VIEW



SIDE VIEW



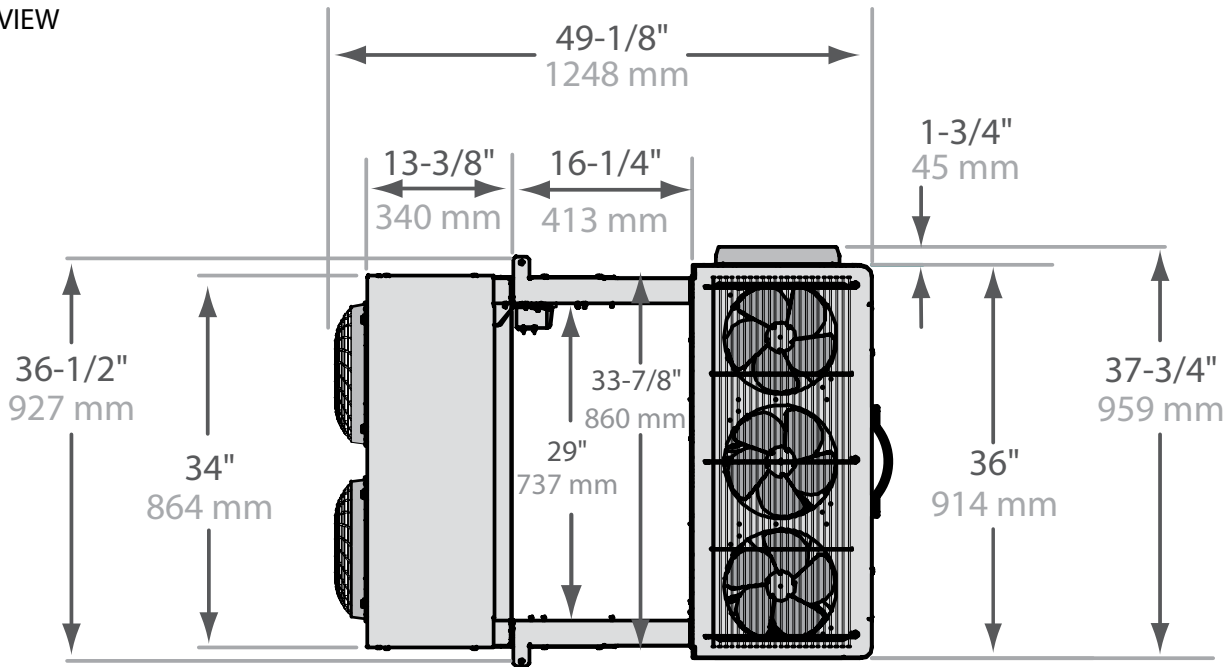
BACK VIEW



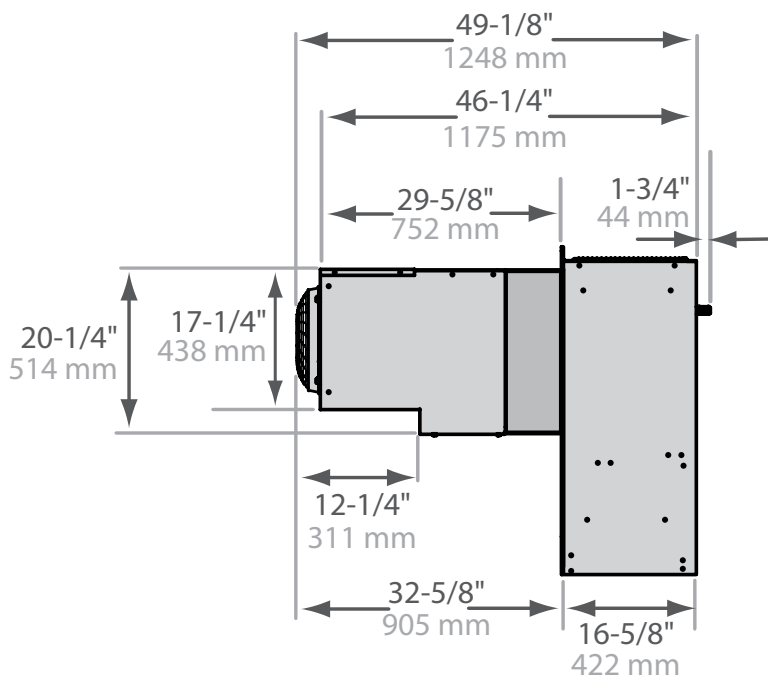
# Dimensions

Figure B Model PST | Large Cabinet

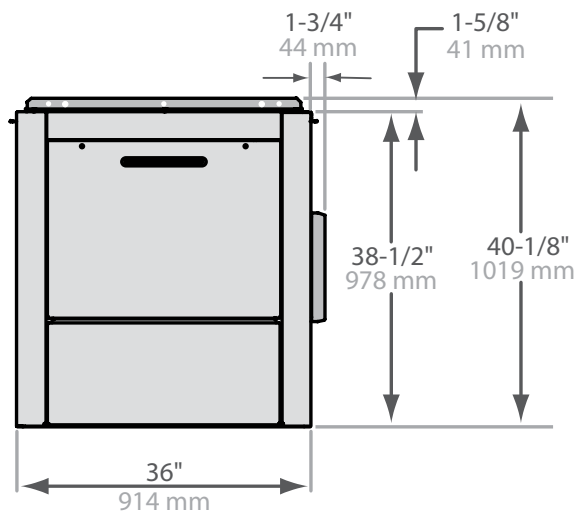
TOP VIEW



SIDE VIEW



BACK VIEW



# Replacement Parts

Right source. Right parts. Right now.

InterLink™ is your link to a complete line of dependable and certified commercial refrigeration parts, accessories and innovative electronic controls for all Larkin equipment. At InterLink, we provide our wholesalers with a comprehensive selection of product solutions and innovative technologies for the installed customer base. And every product is built to ensure the same high performance standards with which all Heatcraft brands are built — backed by a dedicated team to serve every customer need, delivering at the best lead times in the industry.




Dependable. Versatile. Courteous.

Finally, one simple source for all your replacement needs from a name you can trust.

Part Description	Part Number	Coolers				Coolers with electric defrost				Freezers			
		PST070H6B*	PST090H6B*	PST131H6B*	PST147H6B*	PST066M6B*	PST086M6B*	PST124M6B*	PST141M6B*	PST034L6B*	PST051L6B*	PST057L6B*	PST077L6B*
<b>Fan Blades</b>													
Evaporator	5140C	1	1	2	2	1	1	2	2	1	1	2	2
Condenser	22901901	2	2	3	3	2	2	3	3	2	2	3	3
<b>Fan Motors</b>													
Evaporator, PSC – 208/230 volt	25308601	1	1	2	2	1	1	2	2	1	1	2	2
Evaporator, EC – 208/230 volt	25317701	1	1	2	2	1	1	2	2	1	1	2	2
Condenser – 208/230 volt	25308301	2	2	3	3	2	2	3	3	2	2	3	3
Evaporator fan motor bracket	23103301	1	1	2	2	1	1	2	2	1	1	2	2
Condenser fan motor bracket	4000104	2	2	3	3	2	2	3	3	2	2	3	3
<b>Contactors</b>													
20A, 230 volt	34915200	1	1	1	1	1	1	1	1	1		1	1
<b>Temperature Control</b>													
Freezer control kit – 208/230 volt	21300701	1	1	1	1	1	1	1	1	1	1	1	1
Cooler with electric defrost – 208/230 volt	21300801	1	1	1	1	1	1	1	1	1	1	1	1
Cooler control kit – 208/240 volt	21300901	1	1	1	1	1	1	1	1	1	1	1	1
Heater limit thermostat	5708L					1	1	1	1	1	1	1	1
<b>Defrost Heaters</b>													
Defrost heaters – 230 volt	4312F					3	3			3	3		
Defrost heaters – 230 volt	4342L							3	3			3	3
<b>Outdoor Parts</b>													
Fan pressure control	28917301	1	1	1	1	1	1	1	1	1	1	1	1
Fan temperature control	5521R	1	1	1	1	1	1	1	1	1	1	1	1
Drain line heater	24753401	1	1	1	1	1	1	1	1	1	1	1	1
Drain line heater thermostat	28917401	1	1	1	1	1	1	1	1	1	1	1	1

\* H for PSC, E for EC motor on evaporator section only.



For more information on Larkin refrigeration products, contact your Sales Representative or visit our web site at [www.larkinproducts.com](http://www.larkinproducts.com).



A Brand of Heatcraft Refrigeration Products LLC  
2175 West Park Place Blvd. • Stone Mountain, GA 30087  
800.848.9889 • Fax: 770.465.5990  
[www.larkinproducts.com](http://www.larkinproducts.com)

*Since product improvement is a continuing effort, we reserve the right to make changes in specifications without notice.*